

ECKA 60/35/50SL

Technical data	operation when directly connected to chimney	operation when connected accumulation mass	
		A+	A+
Energy label	A+	A+	A+
Operating data			
Nominal heat power	7 kW	----	----
Efficiency	> 80 %	----	----
Consumption of wood	2,2 kg/h	3,5 kg	3,1 kg
Total heat output of the burning chamber	----	14 kW	12 kW
Average heat output / heat accumulation time ⁵	----	1,4 kW / 8 h	1,2 kW / 8 h
Mass flow of flue gas	7,3 g/s	12 g/s	11 g/s
Required chimney pressure	12 Pa	12 Pa	15 Pa
Required amount of combustion air	20 m ³ /h	30 m ³ /h	30 m ³ /h
Average flue gas temperature			
on the output	287 °C	360 °C	340 °C
behind 2,5 m of ceramic accumulation system KMS 240 ¹	----	210 °C	----
behind S-accumulation rings (5x S-acc. ring Ø345mm)	----	----	220 °C
Heat distribution			
fireplace insert	64–74 %	35 %	35 %
door glass (single / double)	36 / 26 %	36 / 26 %	36 / 26 %
additional accumulation mass	----	29–39 %	29–39 %
Information for ventilated builds			
Minimal grill area supply / outgoing	700 cm ²	700 cm ²	700 cm ²
Minimum distance from insulated areas / floor	50 / 0 mm	50 / 0 mm	
Reference insulation ² ceiling / back wall / side wall / floor	120 / 70 / 70 / 0 mm	120 / 70 / 70 / 0 mm	
Calciumsilicate insulation ³ ceiling / back wall / side wall / floor	80 / 50 / 50 / 0 mm	80 / 50 / 50 / 0 mm	
Information for non-ventilated builds (closed grills)			
Minimum radiant area ⁴	suitable	3 m ²	
Minimum distance from insulated areas / floor	50 / 20 mm	50 / 20 mm	
Reference insulation ² ceiling / back wall / side wall / floor	160 / 90 / 90 / 20 mm	160 / 90 / 90 / 20 mm	
Calciumsilicate insulation ³ ceiling / back wall / side wall / floor	120 / 70 / 70 / 20 mm	120 / 70 / 70 / 20 mm	
General technical information			
Total weight / lining weight	circa 155 / 55 kg	circa 155 / 55 kg	
Burning chamber dimensions (width x depth)	460 x 210 mm		
Combustion air connection	Ø 125 mm		
Use in non-ventilated accumulation builds according to craft rules	suitable		
Tested according to	EN 16510		
Meets values	1. BImSchV (Stufe2), 15a BVG		

1 Listed value from testing. For accurate results is evaluation of each system in the Ortnr / KOV program necessary

2 Mineral wool according to AGI-Q 132

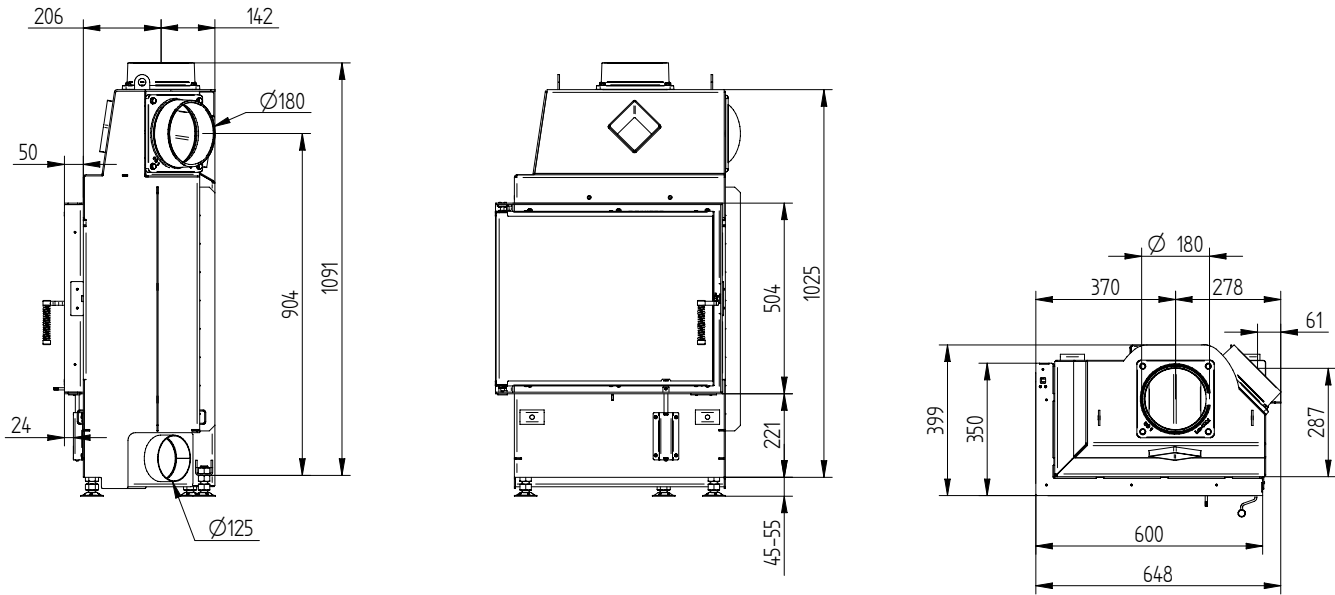
3 Example SkamoEnclosure Board 225 kg/m³

4 Depends on accumulation period and material characteristics. Listed values calculated with average specific heat output = approx. 500 W/m²

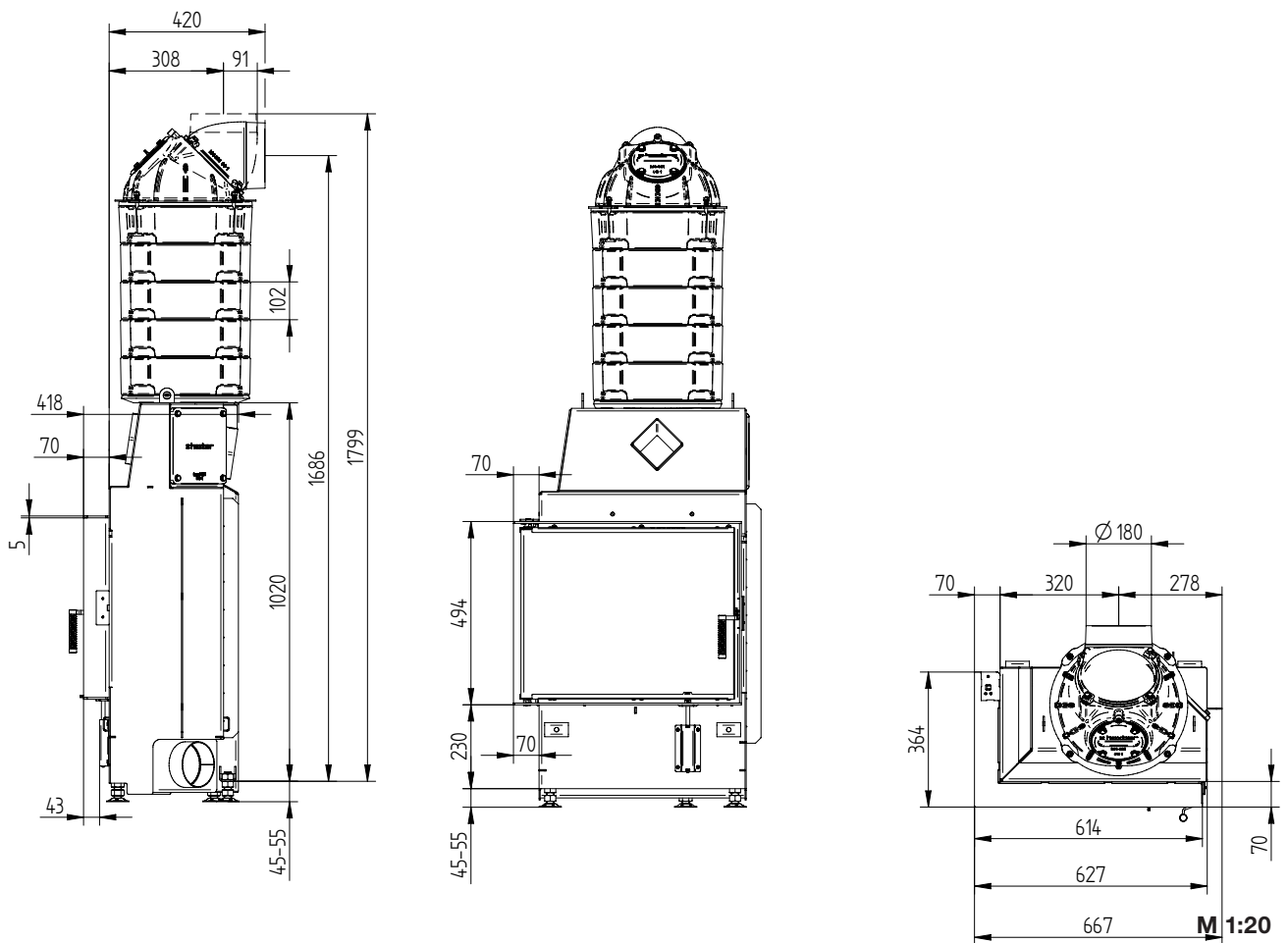
5 Storage operation, one wood charge for storage duration, with closed construction and efficiency > 80%

ECKA 60/35/50SL

ECKA 60/35/50SL small instalation dimensions left side opening

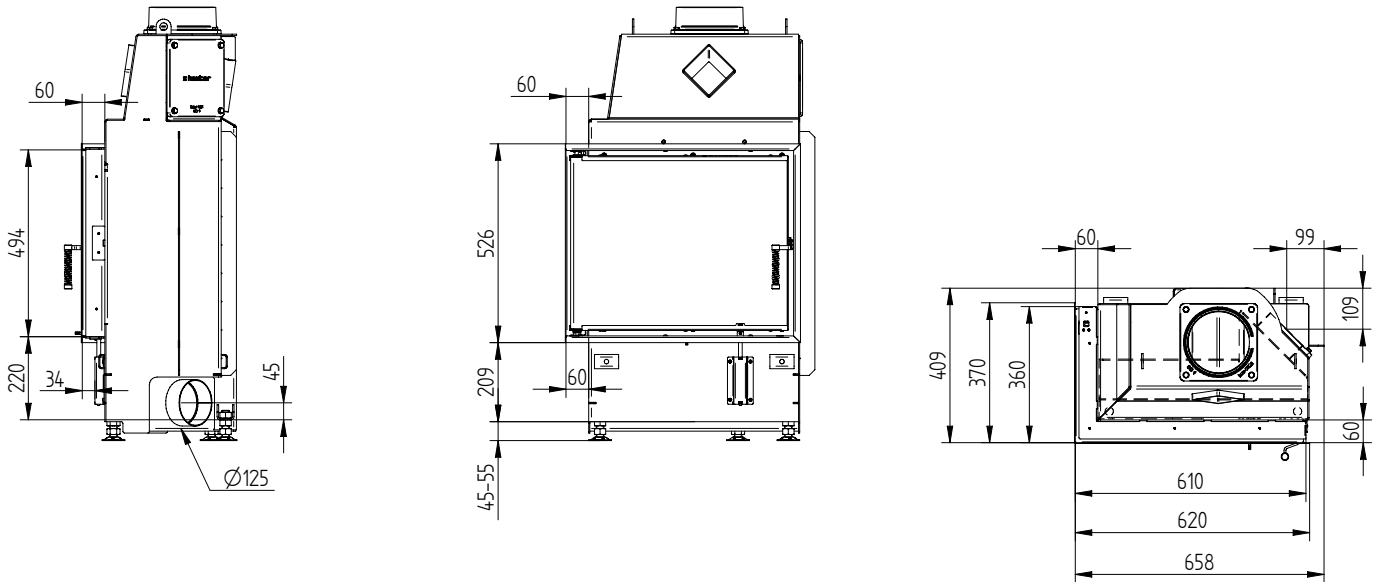


ECKA 60/35/50SL small instalation dimensions left side opening S-accumulation set / Door frame 70 mm thick. 5 mm



ECKA 60/35/50SL

Cover frame 60/35/50L left-right side opening 6sides 60 mm 1 x 90° / air inlet



Build-on frame 60/35/50L left side opening 6sides 80 mm / feet

